

Coax Clarifier™

Test. Identify. Qualify.

Dark unpowered coax systems give no clue as to their design, condition or configuration. The new Coax Clarifier™ by T3 Innovation makes it simple and easy to discern the layout of a coax network, locate faults on individual cable runs, identify remotes through splitters, and determine cable run lengths. In addition, separate wiremapping sets allows a technician to map out the entire coax system and measure the quality and characterization of the overall network for carrying services, such as high grade video, surveillance data and HD programming.

Features

- Identifies cable faults
- Displays cable run quality
- Detects Coax RF Remotes through splitters
- Locates splitters in the system
- Tests and grades splitter performance
- Measures cable length up to 1,500 feet
- Wiremaps up to 12 coax locations

Benefits

- Fast testing using multiple wiremapping remotes
- Quickly discover coax system layout configuration to save time
- All testing in one unit: Discovery, Quality and Condition
- Clear concise measurement display for easy understanding of capability of each run

Coax Run Mapping

Maps runs through splitters to show an accurate picture of the coax system layout using up to 4 Coax RF Remotes. Up to 12 ID Only Coax Remotes are also available for wiremapping on home runs

Cable Length

Determines cable run length and reports the location of an open or unterminated cable.



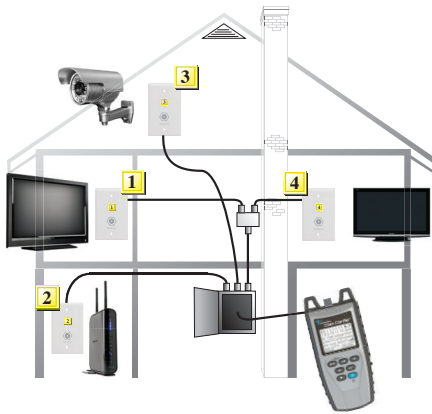

Quality of Network

Measures overall network quality and clearly depicts network reading as both a bar graph and a digital return loss number, measured in dB

Tone Tracing

Traces coax runs with four unique tones to quickly distinguish between respective outlets.

Multiple Testing Modes



Identifies Coax remotes through splitters



12 ID Only Coax Remotes




4 Coax RF Remotes

Kit Part Numbers & Accessories

Product Number	Description		
Kits			
CC200	Coax Clarifier™ with 2 Coax RF Remotes, RK104, CA004, AD002, AD003 (3), AD004 (3), AD005 (4), and CP100		
CC210	Coax Clarifier™ with 4 Coax RF Remotes, RK104, CA004, AD002, AD003 (5), AD004 (5), AD005 (4), and CP100		
CC220	Coax Clarifier™ with 4 Coax RF Remotes, RK112, CA004, AD002, AD003 (5), AD004 (5), AD005 (4), and CP100		
CC250	Coax Clarifier™ with 4 Coax RF Remotes, TP200 Tone Probe, RK112, CA004, AD002, AD003 (5), AD004 (5), AD005 (4), and CP200		
CC260	Coax Clarifier™ with 6 Coax RF Remotes, RK112, CA004, AD004 (7), AD005 (6), CP100		
Accessories			
CR001	No. 1 Coax RF Remote	CP100	Hanging T3 Pouch
CR002	No. 2 Coax RF Remote	CP200	T3 Zipped Compartmentalized Pouch
CR003	No. 3 Coax RF Remote	CA004	Cable Assembly, Screw-On F-Jack to Push-On F-Plug Cable - 12"
CR004	No. 4 Coax RF Remote	AD002	Adapter, F-Jack to BNC Jack
CR005	No. 5 Coax RF Remote	AD003	Adapter, F-Jack to Push-On Cable
CR006	No. 6 Coax RF Remote	AD004	F-Connector Coupler, F81
RK104	Nos. 1 - 4 ID Only Coax Remote Set in Foam Holder	AD005	F-Terminator Plug
RK112	Nos. 1 - 12 ID Only Coax Remote Set in Foam Holder		
TP200	TrakAll Tone and Probe		

Specifications

Physical Dimensions	Size: 17.3 x 8.0 x 3.3 cm (6.8 x 3.15 x 1.3 inches) Weight: 340 grams (12.0 oz.) with battery
Power	4 AA alkaline batteries • Standby: 4 years • Active: 20 hours average
Operating Environment	• Operating temperature: 0 to 50°C (32 to 122°F) • Storage temperature: -20 to 60°C (-4 to 140°F) • Humidity: 10% to 90%, non-condensing • Altitude: 3,050 meters (10,000ft) maximum
Quality (Return Loss)	0.0 to 60.0 dB
ID Only Coax Remotes	100 ohms maximum DC resistance, center conductor plus shield
Coax RF Remotes	17dB maximum attenuation to remote location (splitters, cable, etc.)
Audio Frequency Tone	• 1,000 and 600 Hz – 4 patterns (High only, Low only, 2 warble tones) • 3.3Vp-p (pin or shield), 6.6Vp-p (both pin and shield) open circuit
Radio Frequency Tone	10, 20, 30 or 40MHz, 1Vrms into 75 ohms
Battery Low Level	Approximately 4 volts
Capacitance Length	• Range – 0 to 1,500 ft (457 meters) min at 15pF/ft length constant • Accuracy – ±5% ±1ft (0.5 m) with correct length constant • Length Constant Range – 10.0 to 40.0 pF/ft (33 to 131pF/meter)
Compliance	 Complies with Conformité Européenne directives.